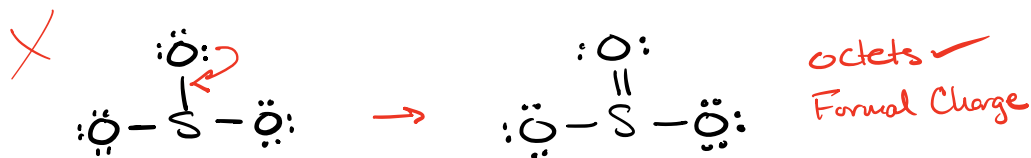


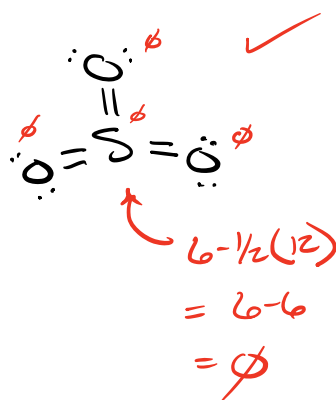
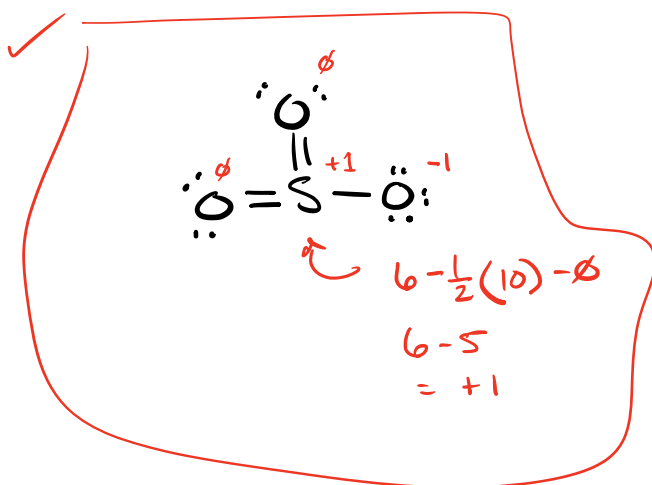
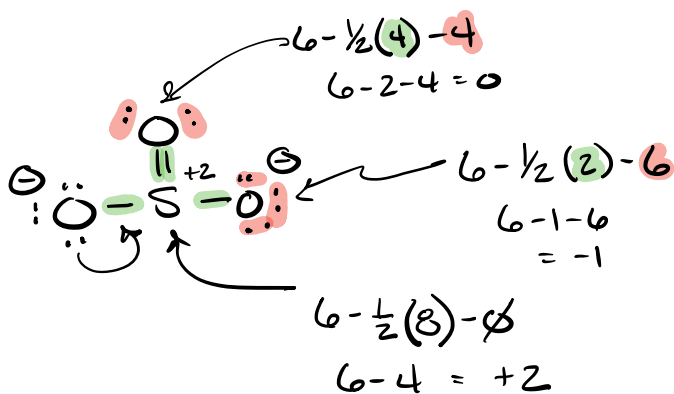
Lewis Structure



$$\begin{array}{l} \text{VIA} \quad \text{S} \quad 1 \times 6 = 6 \\ \text{VIA} \quad \text{O} \quad 3 \times 6 = 18 \\ \hline 24 e^- \end{array}$$



Formal Charge = valence e^- - $\frac{1}{2}$ bonding - nonbonding



Lewis Structures - 2D structure, Atom Connectivity model System

- 3 main systems for writing Lewis Structures
 - Traditional System
 - Common Bonding Patterns
 - Valence e^- method

Traditional Method

Steps

① Calculate total # valence e^- in System

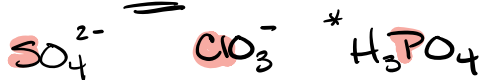
- Add e^- for negative charges $SO_4^{2-} \rightarrow$ add $2e^-$

- Subtract e^- for positives $H_3O^+ \rightarrow$ sub $1e^-$

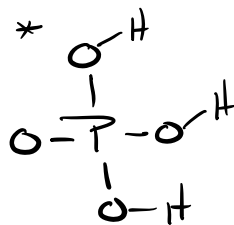
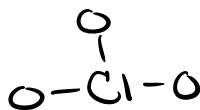
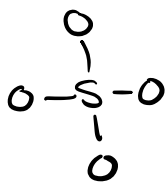
② Identify central element

- often the underlined element $\underline{C}H_2O$ $\underline{CH_3}C\underline{HO}$
multiple Centrals

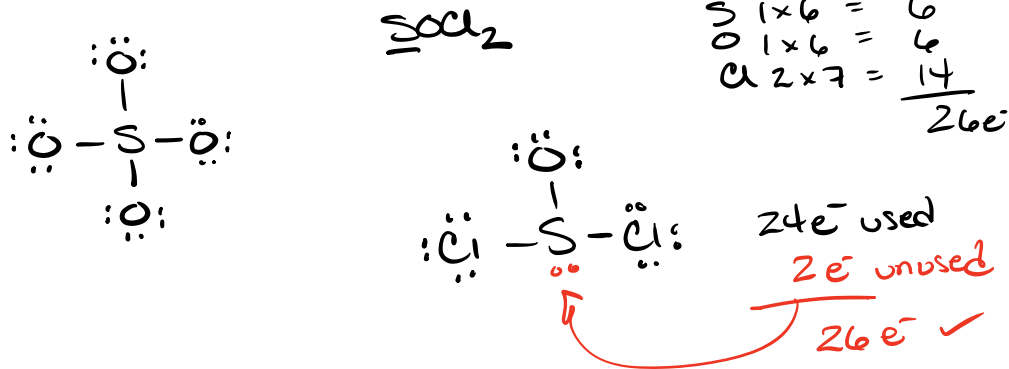
- often the Least EN element



Connect the Substituent elements to the Central with a Single bond

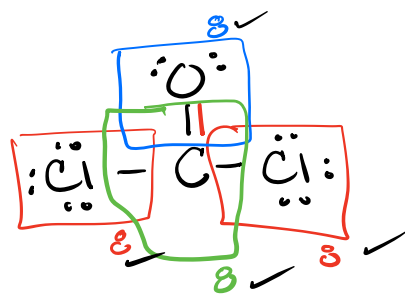
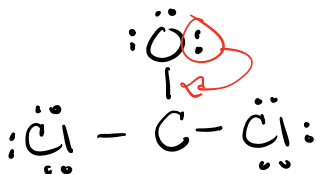
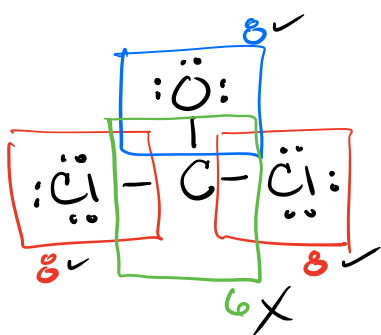


- ③ Add e^- pairs ($\cdot\cdot$) to outer most, most EN elements, to give them an octet. If extra e^- pairs remain they go on the larger central atom.

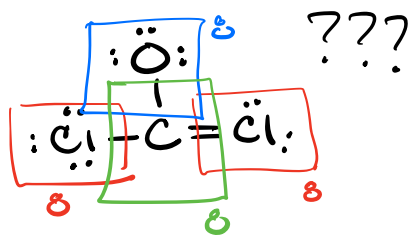
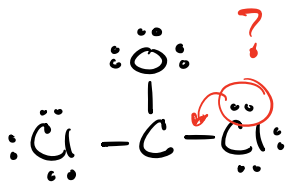


- ④ Check octets, check total e^- used

- If an atom (central) does not have an octet, then make double or tripple bonds by using the e^- pairs of the most EN element to make an octet on central.



O > Cl
more EN



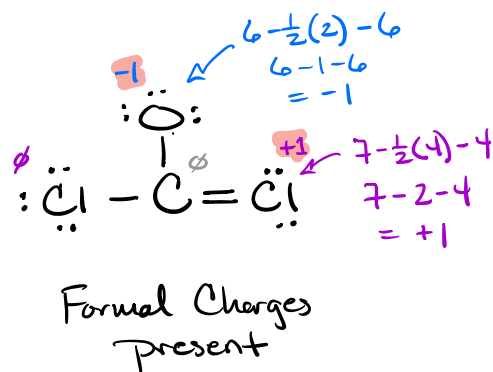
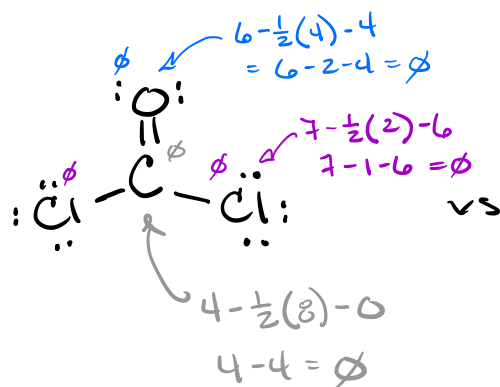
⑤ Run Checks

check octets ✓

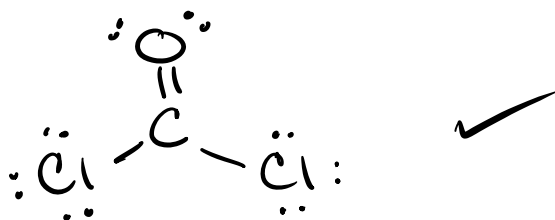
check valence e⁻ used ✓

*Check formal charge ?

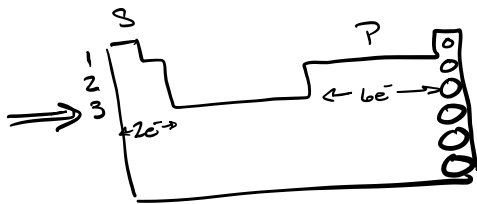
$$\text{Formal Charge} = \text{valence } e^- - \frac{1}{2} \text{ bonding } e^- - \text{nonbonding } e^-$$



The best structure is the one with Less formal charges. (or ideally no formal charges)

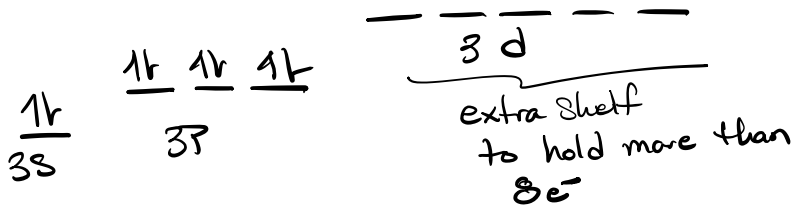


⑥ Elements in period 3 & below in Periodic Table

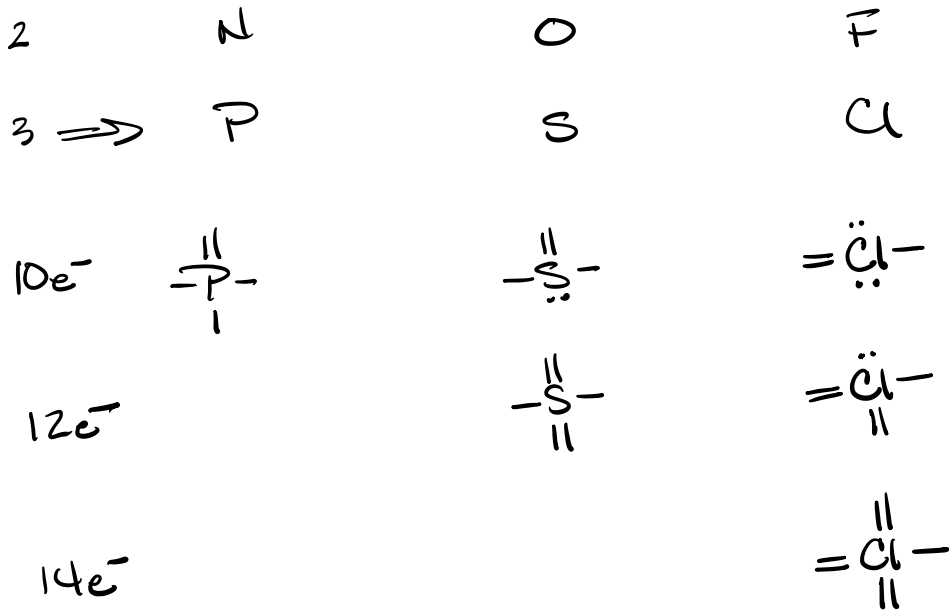


$2+6 = 8e^-$
 = octet Rule not law

- 1 s
- 2 s+p = $8e^-$
- 3 s+p+d
 $2+6+10 = 18e^-$



* These elements can have octet exceptions



Large & have d-orbitals
 $> 8e^-$ okay for these guys.

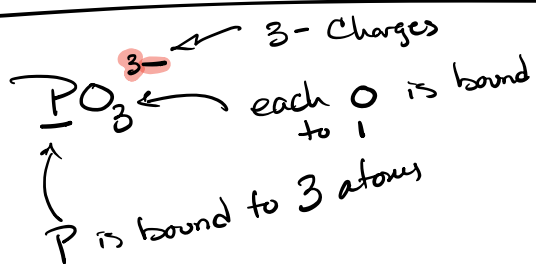
2nd System Common Bonding Patterns

# of atoms bonded too	IA	IVA	VA	VIA	VIIA
	X·	·X· 	·X· 	·X· 	·X·
4		 -C- 	-N [⊕] -		
3		\C=	-N [⊖] -	-O [⊕] -	
2		-C≡~≡C-	-N=	-O=	
1	H-	X	:N≡ -N [⊖] -	:O=⊖ -O [⊖] -	:F:-

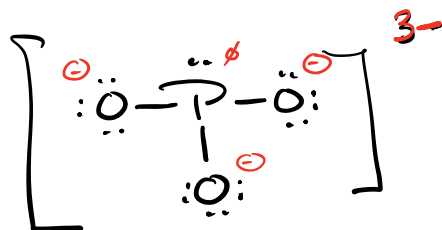
Period 3

	P	S	Cl
10e ⁻	 -P- 	 -S- 	:Cl=
12e ⁻		 -S- 	 -Cl=
14e ⁻			 -Cl=

Common Bonding Pattern Examples



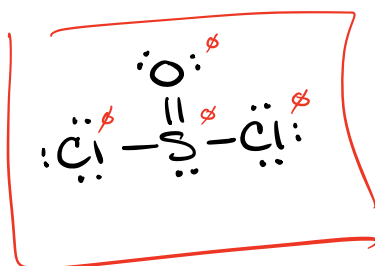
$$\begin{array}{r}
 \text{P } 1 \times 5 = 5 \\
 \text{O } 3 \times 6 = 18 \\
 \hline
 23 \\
 + 3 \\
 \hline
 26e^-
 \end{array}$$



26e⁻ ✓
 octets ✓
 FC ✓



$$\begin{array}{r}
 \text{S } 1 \times 6 = 6 \\
 \text{O } 1 \times 6 = 6 \\
 \text{Cl } 2 \times 7 = 14 \\
 \hline
 26e^-
 \end{array}$$



26e⁻ ✓
 octets ✓
 FC ✓
 10e⁻ on S ✓

Name _____

Section _____ Date _____

Lewis Dot Structure Worksheet

Write the Lewis electron dot structures for the following molecules and ions. The bonding sequence is given where needed.

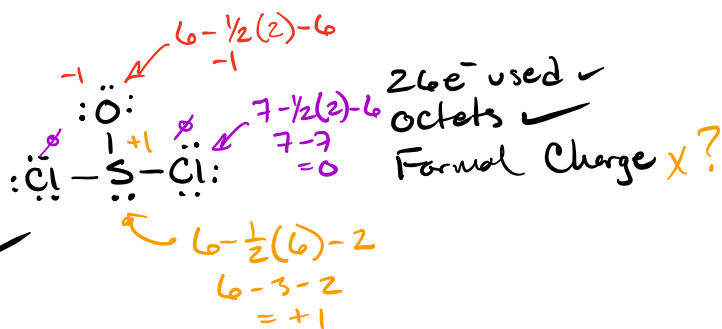
1. NF₃

2. SCl₂

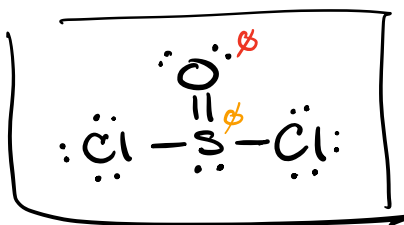
* 3. SOCl₂ (central S)

$$\begin{array}{r} \text{S } 1 \times 6 = 6 \\ \text{O } 1 \times 6 = 6 \\ \text{Cl } 2 \times 7 = 14 \\ \hline 26e^- \end{array}$$

4. CS₂



5. CCl₂F₂ (central C)



Run Checks

26e⁻ ✓
 Octets X S 10e⁻ okay ✓
 Formal Charge ✓

6. C₂H₆O (C-C-O sequence)

7. C₂H₆O (C-O-C sequence)

"Sequence" means more than 1 central atom

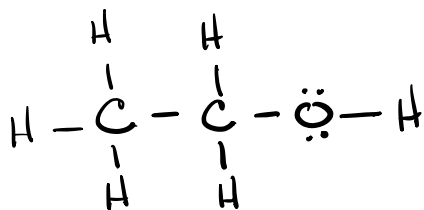


$$C \ 2 \times 4 = 8$$

$$H \ 6 \times 1 = 6$$

$$O \ 1 \times 6 = 6$$

$$\underline{20e^-}$$



Checks

$$20e^- \checkmark$$

$$\text{octet} \checkmark$$

$$FC \checkmark$$

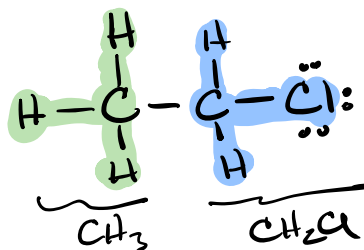
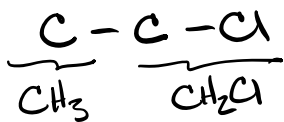
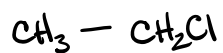
8. $\underline{\text{N}}\text{H}_2\text{Cl}$ (central nitrogen)

9. $\text{H}\underline{\text{C}}\text{ClO}_2$ (central chlorine, hydrogen attached to oxygen)

10. ClO^- ClO^\ominus

11. $\underline{\text{P}}\text{H}_4^+$ PH_4^\oplus

12. $\underline{\text{CH}_3}\text{-}\underline{\text{CH}_2}\text{Cl}$ (C-C-Cl sequence)



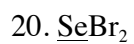
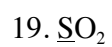
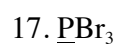
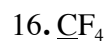
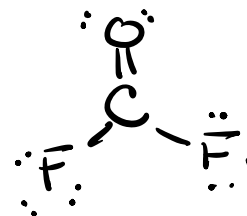
13. $\underline{\text{CN}}\text{-}\underline{\text{CO}}\text{-}\underline{\text{CN}}$ (C-C-C sequence)

14. $\underline{\text{CCl}_3}\text{-}\underline{\text{CHO}}$ (C-C sequence)

Use the VSEPR theory to predict the shapes of the following. 1. Draw Lewis dot structures for each case. 2. Describe the shape about each underlined central atom in terms of an expression of the form AX_nE_m and in words (e.g., "linear"). Some structures have more than one indicated central atom. 3. Sketch the shape of each molecule or ion.



Sketch



21. $\underline{\text{C}}\text{H}_3\text{-}\underline{\text{C}}\text{O-CH}_3$ (C-C-C sequence; give shape for two centers)

22. $\underline{\text{C}}\text{H}_3\text{-}\underline{\text{S}}\text{H}$ (give shape for two centers)

23. $\text{Cl}\underline{\text{C}}\text{H}_2\text{-}\underline{\text{C}}\text{N}$ (C-C sequence; give shape for two centers)

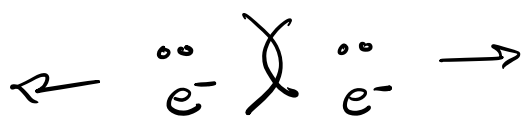
24. $\underline{\text{A}}\text{sH}_4^+$

25. $\underline{\text{C}}\text{lO}_2^-$

26. $\text{O-}\underline{\text{P}}\text{-}\underline{\text{O}}\text{-P-O}$ (i.e., P_2O_3 ; give shape for two centers)

Valence Shell Electron Pair Repulsion Theory (VSEPR)

Electron pairs in the valence shell (outer most e^-) Repel one another.



Helps to model expected 3D structure

2D Lewis $\xrightarrow{\text{VSEPR}}$ 3D Structure

A = Central Atom

X = Substituent Atom or group

E = lone pair $\cdot\cdot$

Chem/A



AX_6



Parent
Octahedron
8 sided object

Individual names
 AX_6, AX_5E, AX_4E_2
 AX_3E_3, AX_2E_4

AX_5

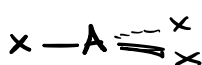
AX_4



Tetrahedral

AX_4, AX_3E, AX_2E_2

AX_3



Trigonal planar

AX_3, AX_2E

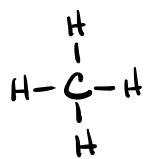
AX_2



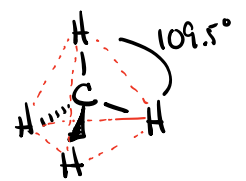
Linear

AX_2

Tetrahedral Family

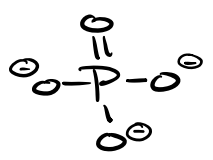


AX₄

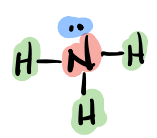


"Family"
Electronic
Geometry
Tetrahedral

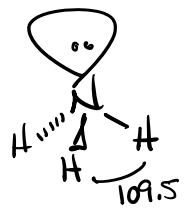
Molecular Bond
Geometry Angle
AX₄ Tetrahedral 109.5



AX₄



AX₃E
4

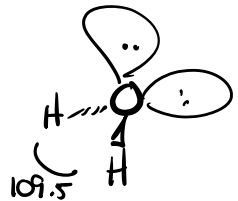


Tetrahedral

AX₃E Trigonal
Pyramidal 109.5



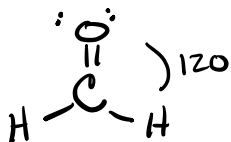
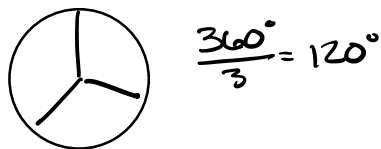
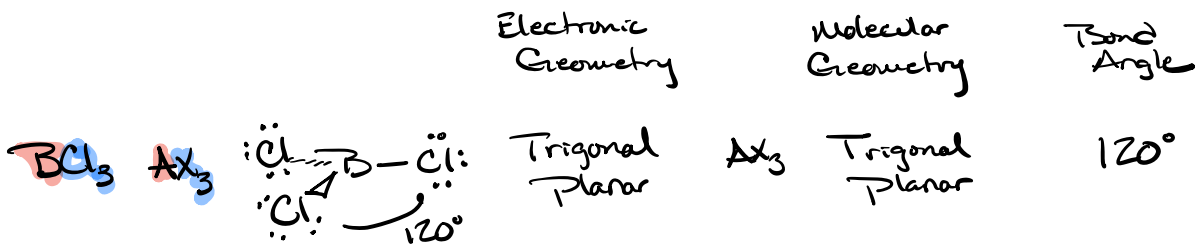
AX₂E₂




Tetrahedral

AX₂E₂ Bent-109.5 109.5

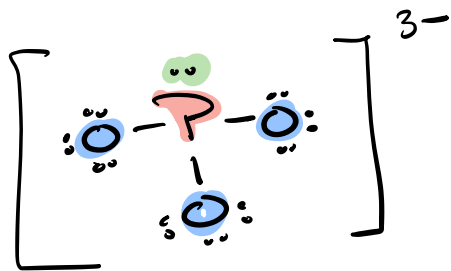
Trigonal planar family



Linear Family

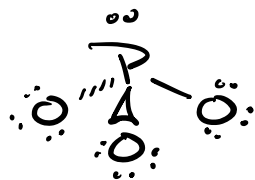


Ex



4 ← tetrahedral family

Trigonal Pyramidal

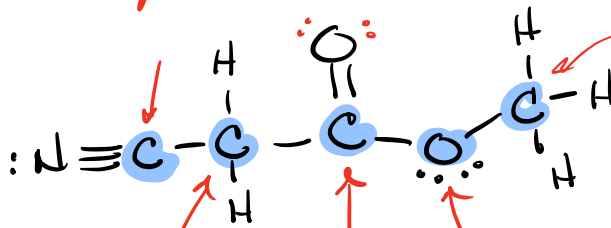


109.5°

Ex

≡ s Centers

AX₂ Linear 180°



AX₄ 109.5° tetrahedral

AX₄
Tetrahedral
109.5

AX₃
Trigonal
Planar
120°

AX₂E₂ 109.5 bent-109.5

